

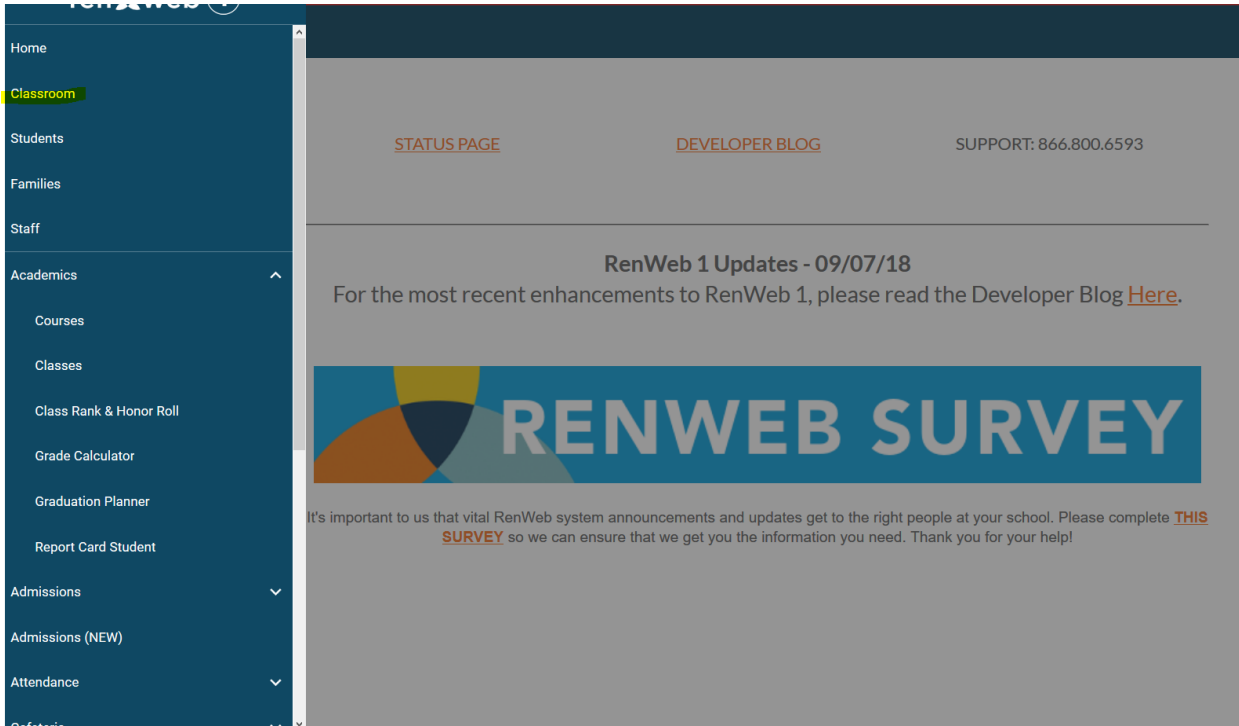
KINDERGARTEN GRADES

Kindergarten does not have classes; they only have a homeroom.

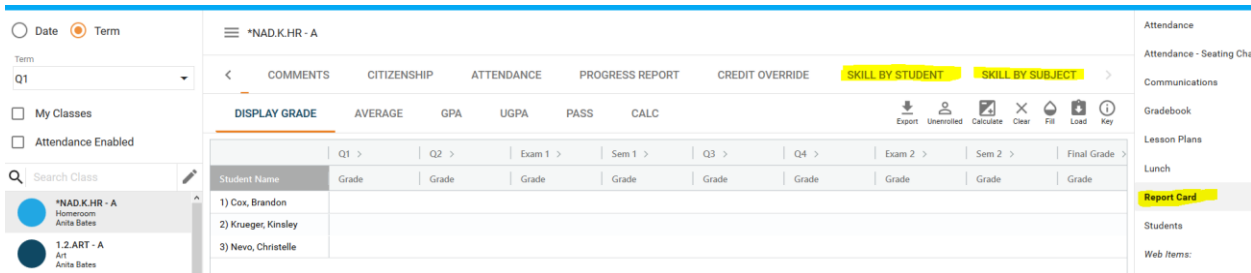
Kindergarten does not have grades; they only have Skill Sets.

To Enter Skills Set Grades.

- **Main Menu Bar go to Classroom.**



- **Filter by term and Choose Kindergarten Class.**
- **Select Gradebook on Right side menu**
- **Choose Skill Set by Student or Skill Set by Subject on top.**



Enter Grades of

- I-Independently
- P-Progressing
- NT-Needs more time
- Don't forget to Save (blue button on bottom)
- Enter it in which every quarter you are grading for.

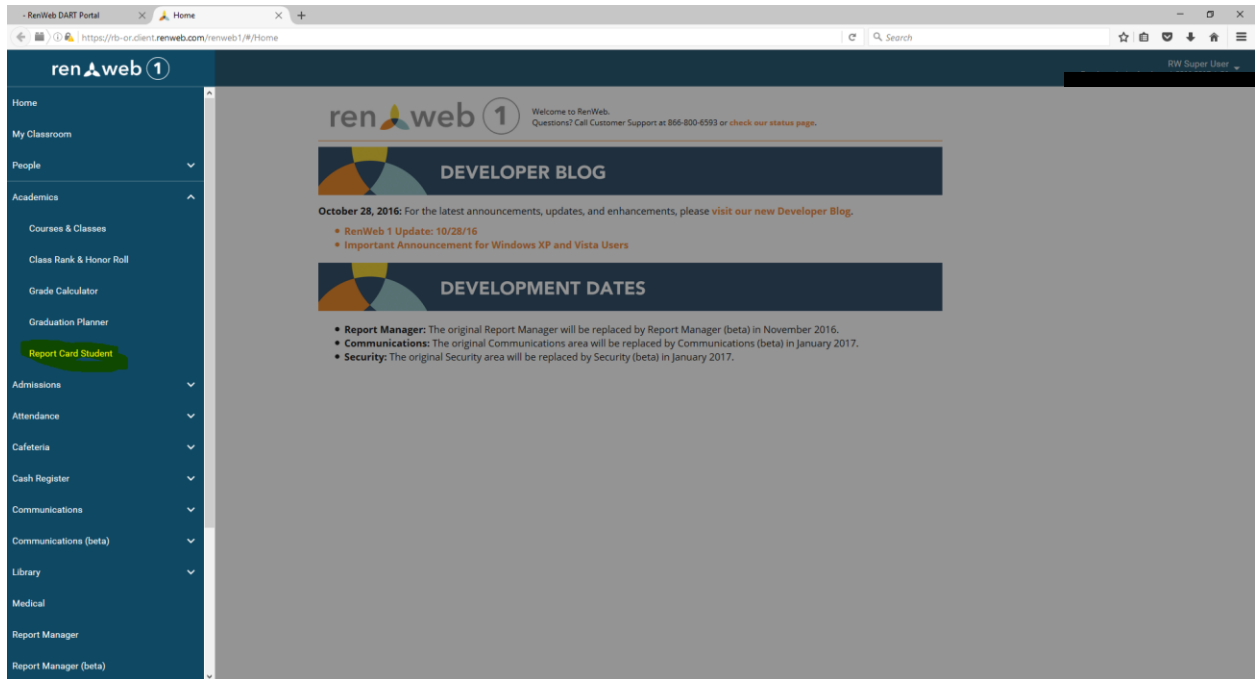
Select a student

Subject	Skill	Q1	Q2	Q3	Q4
1) Spiritual Development	Identifies evidence of God's grace				
2) Spiritual Development	Worships God in a variety of ways				
3) Spiritual Development	Displays a sense of community				
4) Spiritual Development	Exhibits a willingness to serve and care for others				
5) Spiritual Development	Demonstrates Bible knowledge				
6) Personal/Social Development	Shows courtesy and consideration to children and adults				
7) Personal/Social Development	Solves problems appropriately				
8) Personal/Social Development	Works and plays cooperatively				
9) Personal/Social Development	Stays on task				
10) Personal/Social Development	Follows classroom rules and procedures				
11) Personal/Social Development	Uses classroom materials purposefully				
12) Personal/Social Development	Shows initiative and self-direction				
13) Personal/Social Development	Strives to do personal best				

TWO OPTIONS TO PRINT

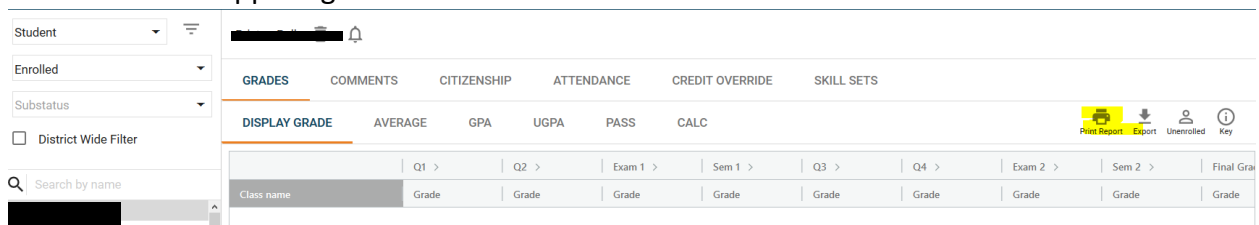
1. Main Menu

a. Report Card Student



b. Select a student

i. Print in upper right hand corner



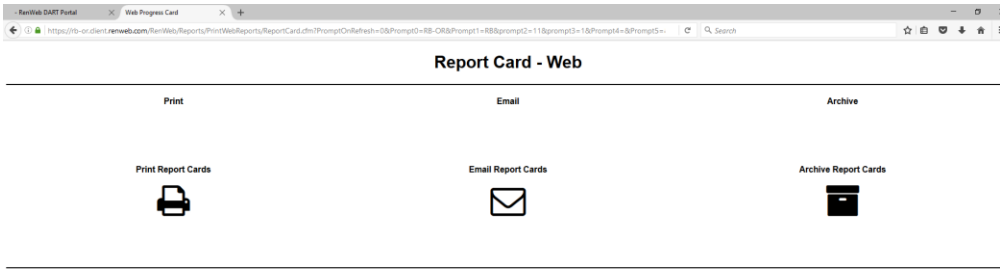
2. Main Menu

- a. Report Manager
- b. Academics
- c. Report Card(Web)
- d. Select a grade
- e. Double arrow over all students from Selection List to Selected List
- f. Print
- g. CTRL P to Print after Step H

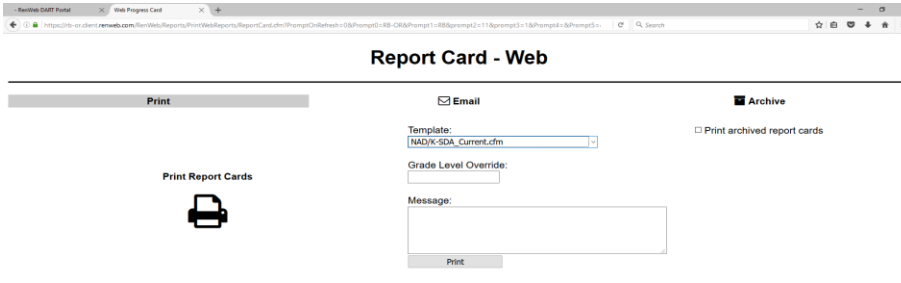
The screenshot shows the RenWeb DART Portal interface. The left sidebar contains a navigation menu with 'Report Manager (beta)' highlighted. The main content area displays a table with the following columns: Display, Average, GPA, UGPA, Pass, and Calc. The table contains several rows of data, with some cells containing '0' or 'N'. The URL in the browser address bar is <https://rb-or-client.renweb.com/renweb1/#/ReportCard/Date/11-08-2016/Term/40/Class/4/Grades/term/40>.

The screenshot shows the RenWeb DART Portal interface for the Report Manager (beta) page. The page displays a list of reports and a selection list. The 'Report Card (Web)' report is selected. The 'Selection List' and 'Selected List' are visible, showing a list of students. The 'Print' button is visible at the bottom of the page. The URL in the browser address bar is https://rb-or-client.renweb.com/renweb1/#/ReportManager_Gap.

G. Select Print



H. Select NAD/K-SDA_Current.cfm for Template



DONE WITH KINDERGARTEN!!